



# E-Learning Resource Pack

## Playgroup

Name : \_\_\_\_\_



# Instructions for Parents

## Playgroup to Reception

Dear Parents,

Kindly encourage and support your child to do his/her best on each task as this is an important phase of learning for them. Allocating a special time and place for learning, without distractions, will establish and encourage consistency. Supervision of work will further enhance the child's learning and lay a solid foundation for his/her educational future!

The e – learning plan will be shared/uploaded on a weekly basis for:

- Knowledge and Understanding of the World (KUW)
- English
- Mathematics
- Urdu (Pre-Reception and Reception)
- Storytelling
- Social Skills

The tasks/work plan have/has been planned/designed bearing in mind the integrated learning approach where all subject related tasks are tied together under one theme.

The e – learning plan for your child has been uploaded in the form of a booklet. You are requested to print it for further use. The plan outlines the tasks and a list of resources for learning including videos, songs, online games, quizzes etc. Before proceeding to the written task, kindly ensure your child has watched the related videos and gone through the other related web links; this will make his/her learning more meaningful.

**Stay safe and happy learning!**

# Knowledge and Understanding of the World

Theme: Health and Hygiene





## E-learning Plan – Playgroup

### Knowledge and Understanding of the World

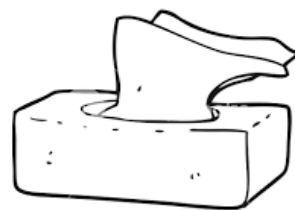
### Theme: Health and Hygiene

#### Web links

Instructional Videos	<ul style="list-style-type: none"> <li>• <a href="https://www.youtube.com/watch?v=OrRLeWkByyU">https://www.youtube.com/watch?v=OrRLeWkByyU</a></li> <li>• <a href="https://www.youtube.com/watch?v=uMbCZfb5k3M">https://www.youtube.com/watch?v=uMbCZfb5k3M</a></li> <li>• <a href="https://www.youtube.com/watch?v=uJMkepxWlFo">https://www.youtube.com/watch?v=uJMkepxWlFo</a></li> </ul>
Interactive Games	<ul style="list-style-type: none"> <li>• <a href="https://duckiedeck.com/play/tooth-brushing">https://duckiedeck.com/play/tooth-brushing</a></li> <li>• <a href="https://duckiedeck.com/play/tissue">https://duckiedeck.com/play/tissue</a></li> </ul>
Songs	<ul style="list-style-type: none"> <li>• <a href="https://www.youtube.com/watch?v=ohHYABXMqUQ">https://www.youtube.com/watch?v=ohHYABXMqUQ</a></li> <li>• <a href="https://www.youtube.com/watch?v=-JldSBUQB34">https://www.youtube.com/watch?v=-JldSBUQB34</a></li> <li>• <a href="https://www.youtube.com/watch?v=2cB9UlPUGYE">https://www.youtube.com/watch?v=2cB9UlPUGYE</a></li> <li>• <a href="https://www.youtube.com/watch?v=5tB9ZZBUcv4">https://www.youtube.com/watch?v=5tB9ZZBUcv4</a></li> </ul>
Stories	<ul style="list-style-type: none"> <li>• <a href="https://www.youtube.com/watch?v=8QnunFtuth8">https://www.youtube.com/watch?v=8QnunFtuth8</a></li> <li>• <a href="https://www.youtube.com/watch?v=F8LXd57UQus">https://www.youtube.com/watch?v=F8LXd57UQus</a></li> <li>• <a href="https://www.youtube.com/watch?v=Rp-VFWS9Rio">https://www.youtube.com/watch?v=Rp-VFWS9Rio</a></li> </ul>

## Topic: Health and Hygiene

What do you need to keep yourself healthy ? Match the pictures that go together .





## Topic: Health and Hygiene

Cross out the unhealthy foods.

Colour the healthy foods.



English





## E-learning Plan – Playgroup

### English


#### Web links

Instructional Videos	<ul style="list-style-type: none"> <li>• <a href="https://www.youtube.com/watch?v=aHkAUFaeux4">https://www.youtube.com/watch?v=aHkAUFaeux4</a></li> <li>• <a href="https://www.youtube.com/watch?v=wD8zytuKJAU">https://www.youtube.com/watch?v=wD8zytuKJAU</a></li> <li>• <a href="https://www.youtube.com/watch?v=9OVWFL4x2dQ">https://www.youtube.com/watch?v=9OVWFL4x2dQ</a></li> <li>• <a href="https://www.youtube.com/watch?v=1MuG-XjltWM">https://www.youtube.com/watch?v=1MuG-XjltWM</a></li> <li>• <a href="https://www.youtube.com/watch?v=2a_e2z78xM4">https://www.youtube.com/watch?v=2a_e2z78xM4</a></li> <li>• <a href="https://www.youtube.com/watch?v=Qj27P71-OLo">https://www.youtube.com/watch?v=Qj27P71-OLo</a></li> <li>• <a href="https://www.youtube.com/watch?v=hqrc-YlVW9k">https://www.youtube.com/watch?v=hqrc-YlVW9k</a></li> </ul>
Interactive Games	<ul style="list-style-type: none"> <li>• <a href="https://www.ictgames.com/phonicsPop/index.html">https://www.ictgames.com/phonicsPop/index.html</a></li> <li>• <a href="https://www.ictgames.com/phonicsPop/index.html">https://www.ictgames.com/phonicsPop/index.html</a></li> <li>• <a href="http://www.letters-and-sounds.com/phase-2-initial-sound-game-1.html">http://www.letters-and-sounds.com/phase-2-initial-sound-game-1.html</a></li> <li>• <a href="https://www.ictgames.com/phonicsPop/index.html">https://www.ictgames.com/phonicsPop/index.html</a></li> <li>• <a href="https://www.ictgames.com/phonicsPop/index.html">https://www.ictgames.com/phonicsPop/index.html</a></li> </ul>
Songs	<ul style="list-style-type: none"> <li>• <a href="https://www.youtube.com/watch?v=J1ZludcLyi8">https://www.youtube.com/watch?v=J1ZludcLyi8</a></li> <li>• <a href="https://www.youtube.com/watch?v=J1ZludcLyi8">https://www.youtube.com/watch?v=J1ZludcLyi8</a></li> <li>• <a href="https://www.youtube.com/watch?v=tc9KpDWPLMQ">https://www.youtube.com/watch?v=tc9KpDWPLMQ</a></li> <li>• <a href="https://www.youtube.com/watch?v=wdG4_FB0A0A">https://www.youtube.com/watch?v=wdG4_FB0A0A</a></li> <li>• <a href="https://www.youtube.com/watch?v=J1ZludcLyi8">https://www.youtube.com/watch?v=J1ZludcLyi8</a></li> </ul>
Stories	<ul style="list-style-type: none"> <li>• <a href="https://www.youtube.com/watch?v=kBH8tjMWppw">https://www.youtube.com/watch?v=kBH8tjMWppw</a></li> <li>• <a href="https://www.youtube.com/watch?v=tc9KpDWPLMQ">https://www.youtube.com/watch?v=tc9KpDWPLMQ</a></li> </ul>




## Topic: Beginning Sound

Say the name of each picture. What sound does the picture begin with? Circle the correct sound.




**l**

**a**




**l**

**a**



**l**

**a**



**l**

**a**


## Topic: Beginning Sound

Say the name of each picture. Circle the picture that begins with the sound on left-hand side.

C



O


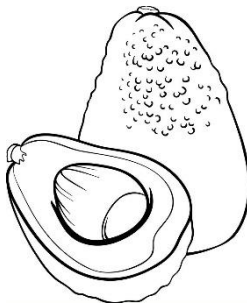

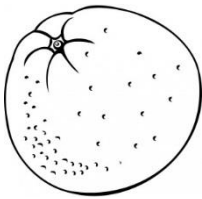


L



## Topic: Beginning Sound

Say the name of each picture. Circle the ✓ if the pictures begin with the same sounds or ✗ if they don't.



# Mathematics





## E-learning Plan – Playgroup

### Maths


#### Web links

<b>Instructional Videos</b>	<ul style="list-style-type: none"> <li>• <a href="https://m.youtube.com/watch?v=Z1v-XOHTbYg">https://m.youtube.com/watch?v=Z1v-XOHTbYg</a></li> <li>• <a href="https://m.youtube.com/watch?v=83HM9XZvh-4">https://m.youtube.com/watch?v=83HM9XZvh-4</a></li> <li>• <a href="https://www.youtube.com/watch?v=xMjn06bl7mI">https://www.youtube.com/watch?v=xMjn06bl7mI</a></li> <li>• <a href="https://www.youtube.com/watch?v=xXyfon-SOR8">https://www.youtube.com/watch?v=xXyfon-SOR8</a></li> </ul>
<b>Interactive Games</b>	<ul style="list-style-type: none"> <li>• <a href="https://www.ictgames.com/mobilePage/countingCaterpillar/index.html">https://www.ictgames.com/mobilePage/countingCaterpillar/index.html</a></li> <li>• <a href="https://www.education.com/game/numbers-ice-cream-attack/">https://www.education.com/game/numbers-ice-cream-attack/</a></li> <li>• <a href="https://www.splashlearn.com/number-games">https://www.splashlearn.com/number-games</a></li> <li>• <a href="https://www.education.com/game/mud-hopper-shapes-quiz/">https://www.education.com/game/mud-hopper-shapes-quiz/</a></li> <li>• <a href="https://www.splashlearn.com/geometry-games-for-kindergarteners">https://www.splashlearn.com/geometry-games-for-kindergarteners</a></li> <li>• <a href="http://www.mathgametime.com/games/more-or-less">http://www.mathgametime.com/games/more-or-less</a></li> </ul>
<b>Songs</b>	<ul style="list-style-type: none"> <li>• <a href="https://m.youtube.com/watch?v=jwQ3eeu5o9g">https://m.youtube.com/watch?v=jwQ3eeu5o9g</a></li> <li>• <a href="https://m.youtube.com/watch?v=rnssmovN9o8">https://m.youtube.com/watch?v=rnssmovN9o8</a></li> <li>• <a href="https://www.youtube.com/watch?v=VLeX_ur7lB8">https://www.youtube.com/watch?v=VLeX_ur7lB8</a></li> <li>• <a href="https://www.youtube.com/watch?v=llqTVVXzPPY">https://www.youtube.com/watch?v=llqTVVXzPPY</a></li> </ul>
<b>Stories</b>	<ul style="list-style-type: none"> <li>• <a href="https://www.dailymotion.com/video/xzykr8">https://www.dailymotion.com/video/xzykr8</a></li> <li>• <a href="https://www.dailymotion.com/video/xzykt9">https://www.dailymotion.com/video/xzykt9</a></li> <li>• <a href="https://www.youtube.com/watch?v=AePdF_J3a1I">https://www.youtube.com/watch?v=AePdF_J3a1I</a></li> <li>• <a href="https://www.youtube.com/watch?v=BfOj86dTxuk">https://www.youtube.com/watch?v=BfOj86dTxuk</a></li> </ul>



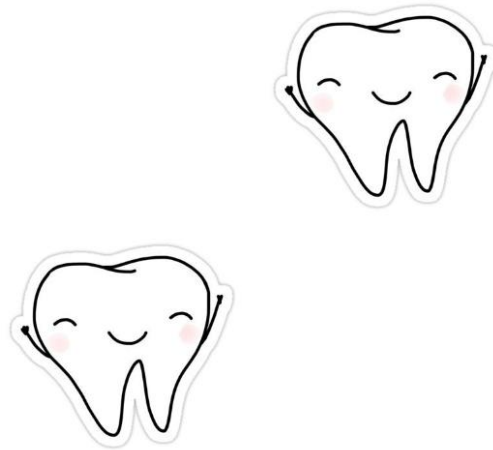
## Topic: Counting

Count the objects and circle the correct number.




1

2



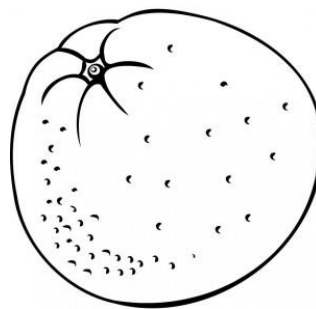
1

2



1

2




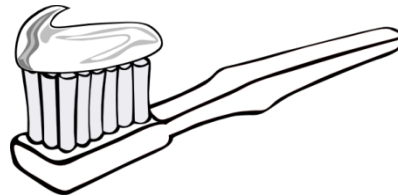
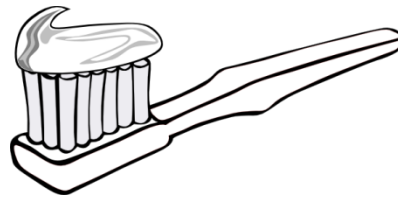
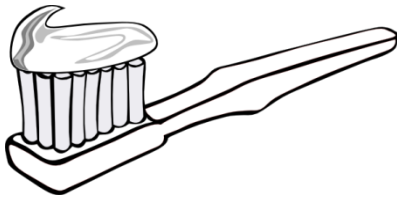

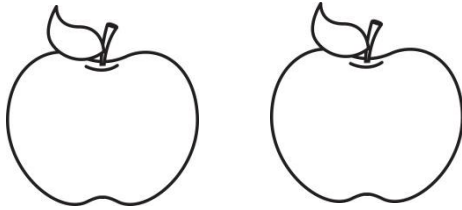


1

2

## Topic: More or Less






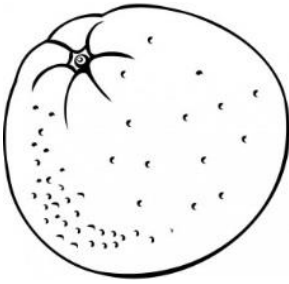
Count and circle more objects.



## Topic: Identifying Shapes

Look at the object in each row.

Circle the ✓ if the object matches with the shape or ✗ if they don't.



# Storytelling

## Health and Hygiene

[https://www.youtube.com/watch?v=619tba1j4gQ  
&t=78s](https://www.youtube.com/watch?v=619tba1j4gQ&t=78s)



# Social Skills

## Sharing







## E-learning Plan – Playgroup

### Social Skills

# Sharing

### Web links

#### Songs

#### I am Good at Sharing

- <https://www.youtube.com/watch?v=gKv9KniC4uk>

#### The Sharing Song

- <https://www.youtube.com/watch?v=SAUAOc1h4Jl>
- [https://www.youtube.com/watch?v=tShVolofZ\\_4](https://www.youtube.com/watch?v=tShVolofZ_4)

#### Sharing with Friends

- <https://www.youtube.com/watch?v=XseA0q7ukRQ>

#### Story

#### I Love to Share

- [https://www.youtube.com/watch?v=Gbv\\_y9QMVUo](https://www.youtube.com/watch?v=Gbv_y9QMVUo)